



**DURHAM CATHOLIC
DISTRICT SCHOOL BOARD**
Learning and Living in Faith

Oshawa Attendance Area Review: Msgr. Philip Coffey CS Implications

Durham Catholic District School Board

2023



The material that is being presented is based on options that the Board of Trustees agreed to have staff take to the community for input. These are not the final recommendations, but are intend to provide potential options for your input and feedback. The committee, made up of various board staff, school principals and a school council representative from each school, will review the feedback and prepare final recommendations, which will be brought back to all of Oshawa via a virtual meeting on May 4th, 2023.

Why an Attendance Area Review?



Enrolment
Pressures

New Schools

Enrolment
Imbalance

Program

CURRENT SITUATION: Updated 2022 Enrolments

Oshawa



2022 Enrolments (October headcounts)													
School	OTG	JK	SK	Gr1	Gr2	Gr3	Gr4	Gr5	Gr6	Gr7	Gr8	Total	Utilization
Good Shepherd C.S. 1	173	22	25	19	29	15	21	26	17	26	19	219	127%
Holy Family C.S.1	205	16	17	10	5	12	12	8	16	11	18	125	61%
Msgr. Philip Coffey C.S.	277	47	35	27	41	29	29	33	44	0	1	286	103%
Msgr. John Pereyma ICS	138	0	0	0	0	0	0	0	0	88	92	180	130%
Sir Albert Love C.S.	291	36	34	32	34	29	20	27	28	23	31	294	101%
St. Anne C.S.	412	70	87	65	87	78	72	74	56	74	60	723	175%
*St. Christopher C.S.	346	51	57	46	59	56	52	57	51	50	62	541	156%
St. Hedwig C.S.	159	19	13	20	16	16	12	11	12	0	0	119	75%
St. John Bosco C.S.	398	20	41	33	48	41	40	54	36	60	57	430	108%
St. John XXIII C.S.	314	29	31	34	27	31	26	28	27	0	0	233	74%
St. Joseph C.S.	395	49	56	51	54	58	56	37	65	54	58	538	136%
*St. Kateri Tekakwitha C.S.	372	34	45	55	69	82	72	74	49	60	63	603	162%
*St. Thomas Aquinas C.S.	360	34	46	43	48	53	46	38	33	12	12	365	101%
Total	3,840	427	487	435	517	500	458	467	434	458	473	4,656	121%

* Currently Dual Track Schools

1 Schools are included in the analysis because they have enrolment that feed into the secondary schools in Oshawa. However, they are not part of the elementary component of this analysis

2022 Enrolments (October headcounts)							
School	OTG	Gr9	Gr10	Gr11	Gr12	Total	Utilization
Msgr. John Pereyma C.S.S.	585	106	105	78	94	383	65%
Msgr. Paul Dwyer C.H.S.	811	265	257	206	255	983	121%
Total	1,396	371	362	284	349	1,366	98%

Enrolment Breakdown: Updated 2022 Enrolments

Oshawa



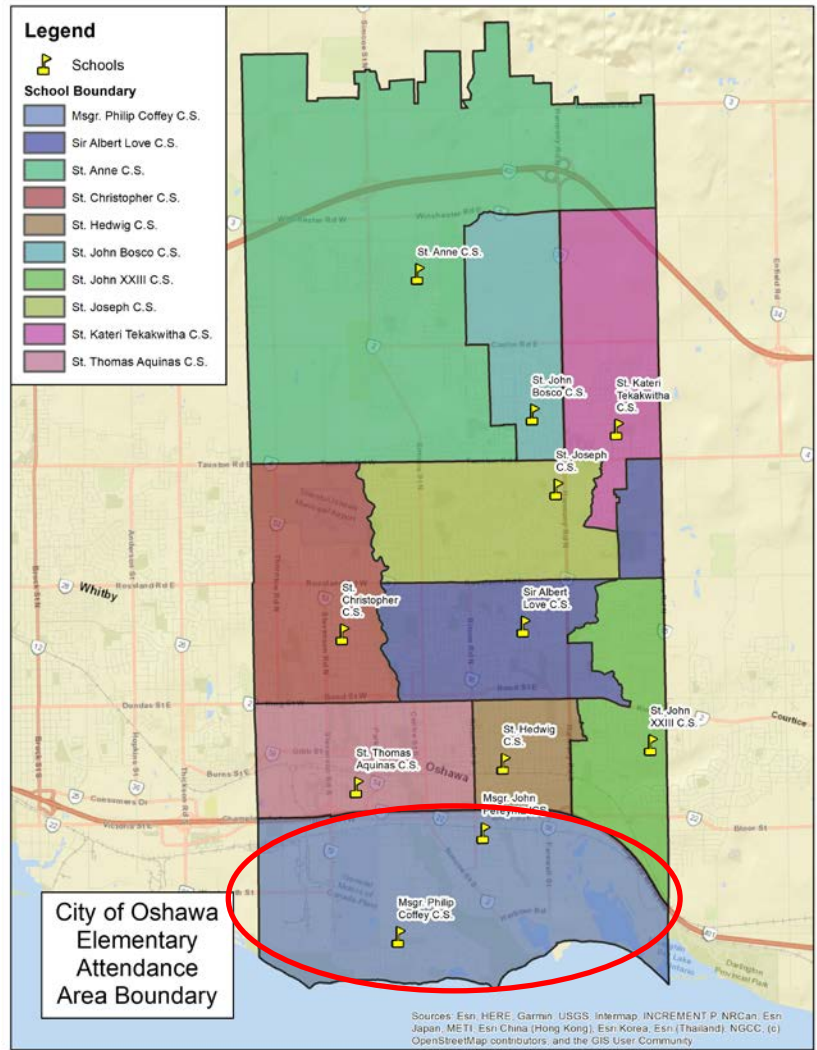
2022 Enrolments (October headcounts)						
School	OTG	Total RT	Total FI	Total Enrolment	Utilization with FI	Utilization without FI
Good Shepherd C.S. 1	173	219	0	219	127%	127%
Holy Family C.S.1	205	125	0	125	61%	61%
Msgr. Philip Coffey C.S.	277	286	0	286	103%	103%
Msgr. John Pereyma ICS	138	180	0	180	130%	130%
Sir Albert Love C.S.	291	294	0	294	101%	101%
St. Anne C.S.	412	723	0	723	175%	175%
*St. Christopher C.S.	346	383	158	541	156%	111%
St. Hedwig C.S.	159	119	0	119	75%	75%
St. John Bosco C.S.	398	430	0	430	108%	108%
St. John XXIII C.S.	314	233	0	233	74%	74%
St. Joseph C.S.	395	538	0	538	136%	136%
*St. Kateri Tekakwitha C.S.	372	356	247	603	162%	96%
*St. Thomas Aquinas C.S.	360	233	132	365	101%	65%
Total	3,840	4,119	537	4,656	121%	107%

* Currently Dual Track Schools

1 Schools are included in the analysis because they have enrolment that feed into the secondary schools in Oshawa. However, they are not part of the elementary component of this analysis

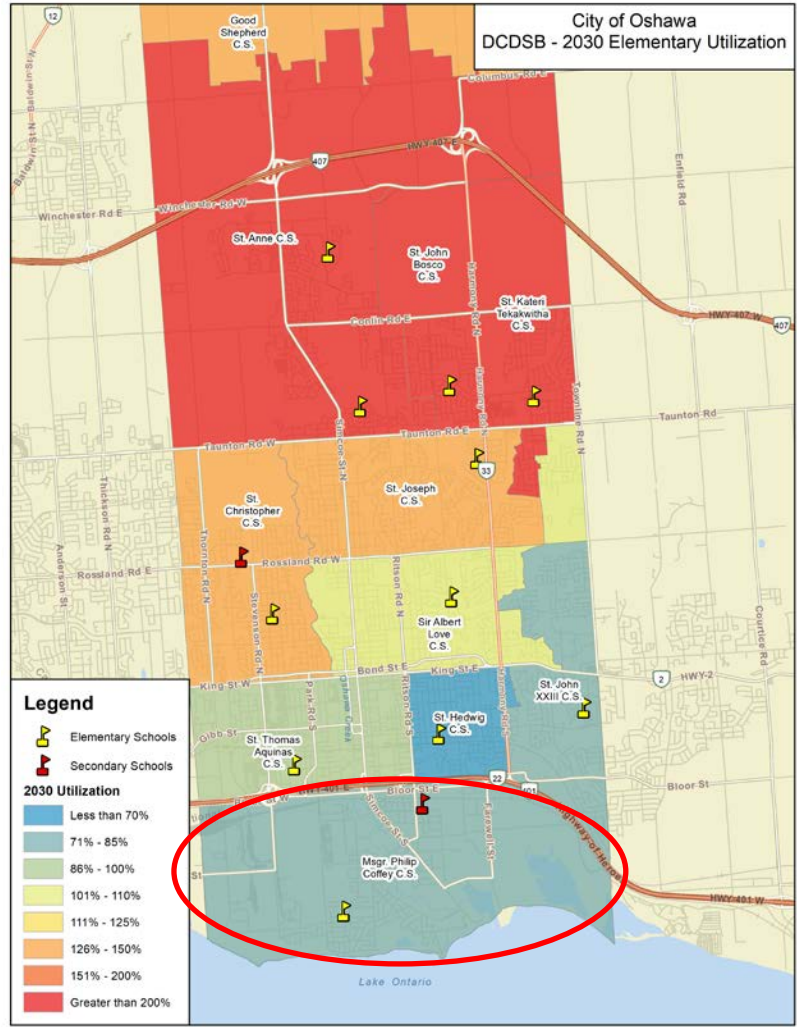
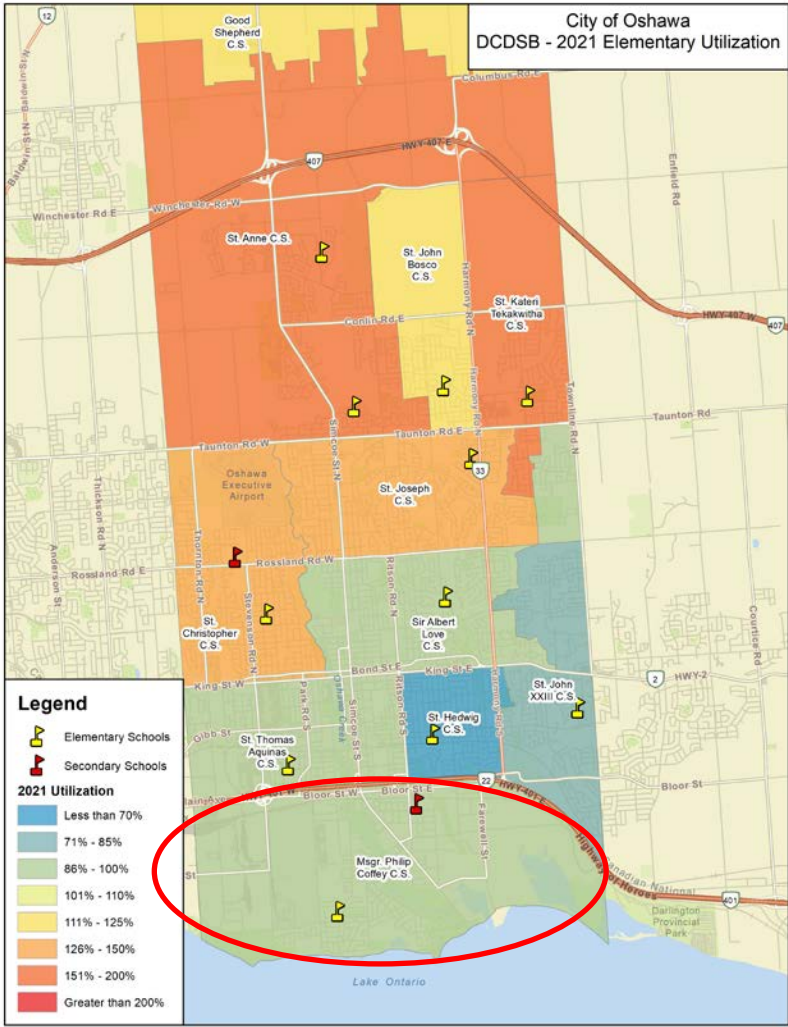


Map of Existing Attendance Boundaries - Oshawa





School Utilizations



Preliminary Options for Discussion: Oshawa Wide



1. School Boundary Changes

2. Grade Structure Changes (Grade 7-12 School)

- New Msgr. Paul Dwyer Secondary School approved as a grade 7-12 school and Msgr. Pereyma secondary school is an existing grade 7 to 12 secondary school in south Oshawa.
- Which schools in North Oshawa should send their Grade 7/8's to the new grade 7-12 Msgr. Paul Dwyer SS?

School	Regular Track							
	With 7/8s		With 7/8s Removed					
	OTG	2022 Status Quo	Enrolment			Utilization		
			2022/2023	2026/2027	2031/2032	2022/2023	2026/2027	2031/2032
St. Anne C.S.	596	175%	589	621	675	99%	104%	113%
St. John Bosco C.S.	398	108%	308	491	711	77%	123%	179%
St. Kateri Tekakwitha C.S.	372	162%	536	688	902	144%	185%	242%
Total	1,366	129%	1,433	1,800	2,288	105%	132%	167%

School	French Immersion							
	With 7/8s		With 7/8s Removed					
	OTG	2022 Status Quo	Enrolment			Utilization		
			2022/2023	2026/2027	2031/2032	2022/2023	2026/2027	2031/2032
St. Christopher C.S.	346	156%	503	388	384	145%	112%	111%
St. Kateri Tekakwitha C.S.	372	162%	557	714	958	150%	192%	257%
St. Thomas Aquinas C.S.	360	101%	341	343	344	95%	95%	96%
Total	1,078	140%	1,401	1,445	1,686	130%	134%	156%

3. French Immersion (FI) Program:

Options:

- *Status Quo*
- A new single-track elementary FI school ____ the existing Msgr. Paul Dwyer C.H.S (or other suitable building).
- Two single-track FI schools in the City of Oshawa (e.g Closed Father Venini and St. Thomas Aquinas). All English enrolment removed from St. Thomas to surrounding schools (St. Hedwig and/or St. Christopher).
- One single track FI facility (e.g. Closed Father Venini) and one dual track FI facility (e.g. existing St. Thomas Aquinas). Some English enrolment moved from St. Thomas to St. Hedwig

Scenarios Involving Msgr. Philip Coffey CS



There are no options presented in the Oshawa Attendance Area Review that affect Msgr. Philip Coffey CS.

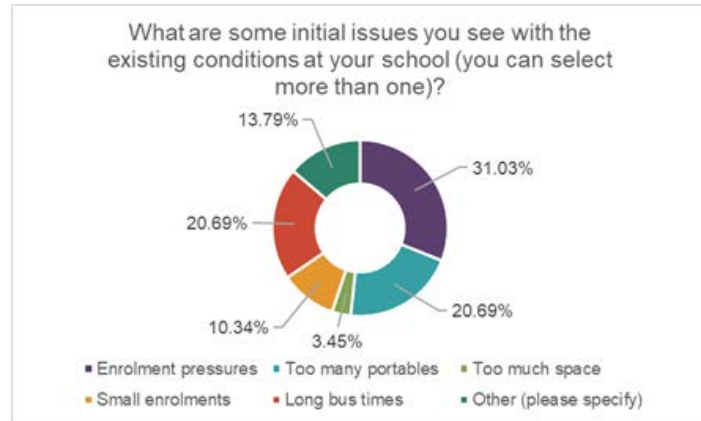
Nearby, there are boundary change scenarios between St. Thomas Aquinas CS and St. Hedwig CS.

Additionally, there is the consideration of sending Sir Albert Love CS Grade 9 students to Msgr. Pereyma CHS for secondary school. With this change there is the consideration of sending Grade 7/8s to Msgr. Pereyma CHS as well.

What We've Heard from the Oshawa Community



- Preference for Single-Track French Immersion
- Preference for 2 French Immersion facilities
- A need for enrolment pressure reduction
- Keeping communities together
- Concern for long travel times



What are some of the positive aspects of your school you would want to retain through this review?

Repeated Themes:
Community feel, School size, Good Teachers

Communication Protocol

- Phone line, email and online feedback form will be checked frequently
- Regular updates will be made to the website

Dedicated phone line:

(905) 576-6150 Ext. 42252

Website:

www.dcdsb.ca/boundaryreviews

Email address:

planning@dcdsb.ca

Online Feedback Form:

QR Code

