


Talk & Type



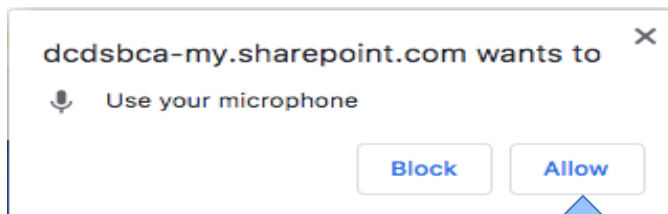
Talk & Type turns spoken words into text on webpages, search fields, Microsoft word documents, OneNote or on PDF in text boxes.



Open the Read & Write




Click on the Talk & Type icon

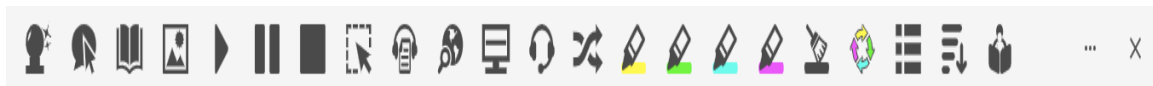


- Click on Allow
- Speak clearly into the microphone
- Click on the icon again to turn off the microphone

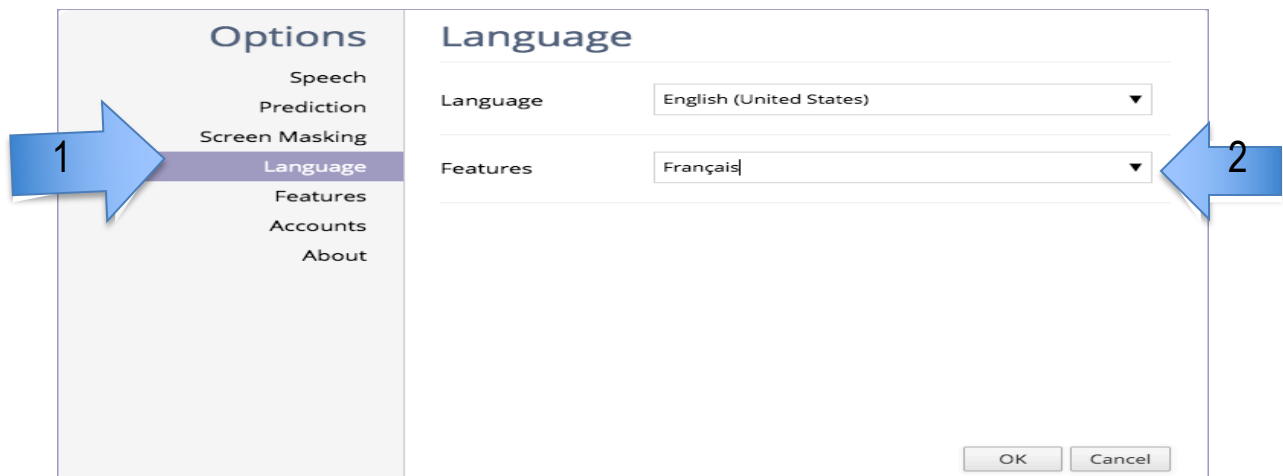
Talk & Type in French



Open the Read & Write




Click on the three dots to open the Option Menu



1. Click on Language
2. Click on the Feature drop down menu and choose Français
3. Click on Ok



Click on the Talk & Type icon



- Click on Allow
- Speak clearly into the microphone
- Click on the icon again to turn off the microphone

